

Korea

한국

韓国

Middle School Trip

Sarara, Olivia, GyuWon



We are planning to go to Korea for our Middle School Trip

- ❖ Korea is a small peninsula sticking out into the Sea of Japan.
- ❖ It is close
- ❖ Experiencing culture
 - We can experience the culture of Korea.
 - We might be able to learn a little bit of the Korean language.
- ❖ About TYIS
 - This year's middle school students are very independent, mature, and international.
- ❖ Expenses
 - We think it is an appropriate amount of money to spend, considering the fact that it is an overseas trip.
- ❖ Cultures
 - Korea has very similar culture to Japan, but still has many differences from Japan
 - It is a great opportunity to compare and contrast cultures
 - It might give us a better idea of the governmental relationship between Japan and Korea.

Places that we will go

DAY 1	DAY 2	DAY3
Escape room	Lotte World (Amusement park)	National museum of Korea
Hongdae Street		VR Cafe
Jjim-jil-bang (spa)		

Foods we will eat

	Day 1	Day 2	Day 3
Breakfast	Home	Hotel	Hotel
Lunch	Kal-gook-su (Type of noodle)	Lotteworld (Foods that you want)	Restaurant near to museum
Dinner	chicken	Make dinner	Restaurant in Gimpo Lotte Mall (1000~2000 yen)
Snack	U city spa	Things at the amusement park (optional)	

SCHEDULE - DAY 1

- 7:00 ~ Meet at Haneda airport
- 8:40 ~ 11:05 Ride airplane (Get to Korea)
- 11:05 ~ 11:30 Get luggage (etc...)
- 11:30 ~ 1:00 Eat lunch
- 1:00 ~ 1:40 Arrive at Taku Stay
- 1:40 ~ 2:00 Get to escape room
- 2:00 ~ 3:40 Escape room
- 3:40 ~ 4:00 Get to Hongdae street
- 4:00 ~ 6:30 Shop at Hongdae Street (Buy the ingredients for tomorrow dinner)
- 6:50 ~ 9:20 U city spa (Eat dinner)
- 9:20 ~ 9:35 Go back to stay
- 9:35 ~ Get ready to sleep (Free time) / Go to sleep

Airplan

✓ Nice Job! You picked one of our cheapest flights.
Book now so you don't miss out on this price!

Wed, Mar 4 From **Haneda (HND)** To **Gimpo Intl. (GMP)** Leave from HND airport
Arrive at GMP airport
Asiana Airlines **Cheapest**
8:40am HND → 11:05am GMP 2h 25m, Nonstop
[Show flight and baggage fee details](#)

Fri, Mar 6 From **Gimpo Intl. (GMP)** To **Haneda (HND)** Leave from GMP airport
Arrive at HND airport
Asiana Airlines **Cheapest**
7:35pm GMP → 9:45pm HND 2h 10m, Nonstop

Trip Summary
Traveler 1: Adult **¥30,020**
Flight ¥22,000
Taxes & Fees ¥8,020
Booking Fee ¥0
Trip Total **¥30,020**
Rates are quoted in Japanese yen

Important Flight Information
We want you to know the airline you're travelling with has the following restrictions regarding your flight.

- Tickets are **non-refundable** and **non transferable**. A fee of **¥120,000** per ticket is charged for itinerary changes. Name changes are not allowed.
- Visit Asiana Airlines for additional information about seats, bags, and other restrictions.
- Airlines may change flight schedules and terminals at any time.

This flight is fast and the time for way back to Japan is not that fast.

As you can see, we chose to cheapest flight.

Mar.4
Leave - 8:40
Arrive - 11:05
Cost - 30,020 yen

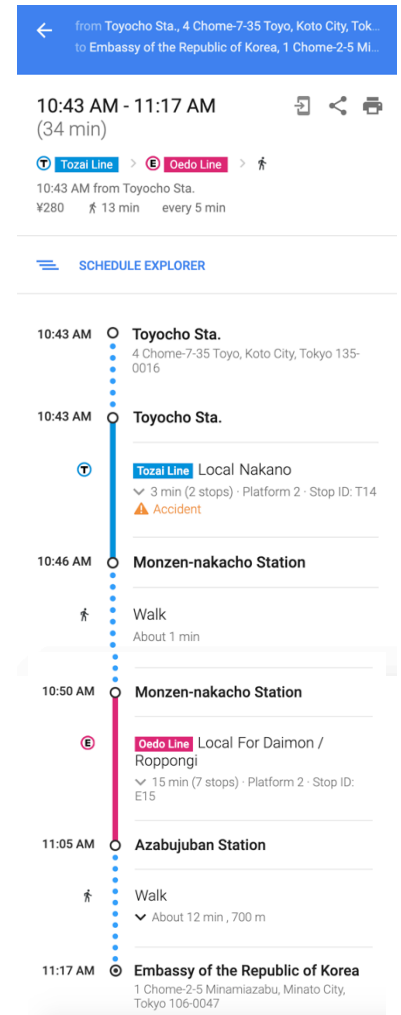
Mar.6
Leave - 19:35
Arrive - 21:45



Visas

- Lin and Krishay will need visas.
- They can apply for a visa at Azabujuban at the Korean embassy.
- The embassy closes at 6PM.
- It takes about 35 min from toyocho sta
- It costs 280 yen to get there
- It will cost about 16,000 yen

- Toyocho to monzennakacho (3min)
- Monzennakacho to Azabujuban (15min)
- Walk to the embassy (12min)

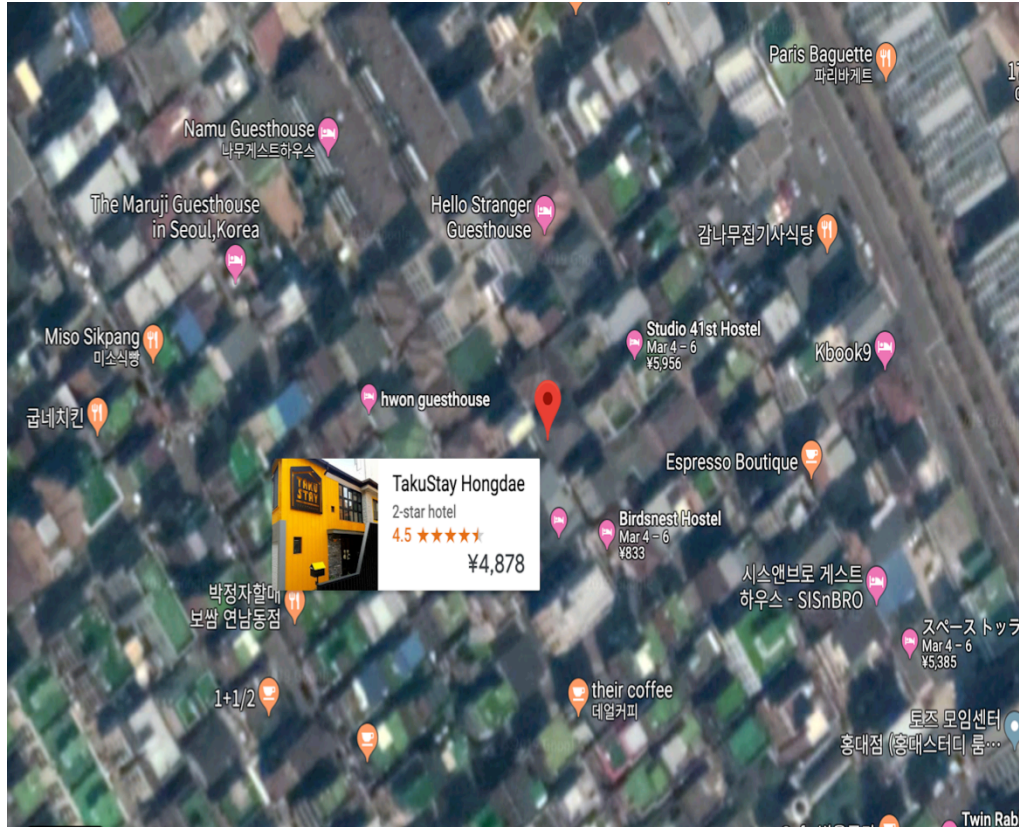


Hotels- Taku Stay

- Taku stay is a house that has kitchen, many rooms, and bathrooms.
- It has a total of 8 rooms and 15 beds.



Taku Stay



¥ 46,454 per night

Dates

03/23/2020



03/28/2020

Guests

16 guests



¥ 48,899 x 5 nights ?

¥ 244,493

Long stay discount ?

-¥ 12,225

Cleaning fee ?

¥ 14,105

Service fee ?

¥ 34,960

Occupancy taxes and fees ?

¥ 3,178

Total

¥ 284,511

The price of the Hotel is about 7,000 yen for 2 nights for each

Airport to Hotels



Walk to the station for about 10 minutes.

- Ride the train to Hongik University for about 14 minutes.
- Walk to Taku Stay for about 10 minutes.

- In total it will take about 40 minutes.

- 1350 won (130 yen)

← 出発地: 金浦國際空港, 韓國 Seoul, Gangseo-gu, Haneul...
目的地: TakuStay Hongdae, 韓國 Seoul, Mapo-gu, Yeo...


12:29 - 13:03 (34 分)   
歩 >  공항철도 > 歩
12:39, Gimpo Int'l Airport 発
歩 20 分

 ルート比較ツール

12:29 ○ 金浦國際空港
韓國 Seoul, Gangseo-gu, Haneul-gil, 112

歩
徒歩
▼ 約 10 分, 800 m

12:39 ○ Gimpo Int'l Airport

 공항철도 Seoul Station
▼ 14 分 (3 駅) · 서울역 番ホーム

12:53 ○ Hongik Univ.

歩
徒歩
▼ 約 10 分, 600 m

13:03 ○ TakuStay Hongdae
韓國 Seoul, Mapo-gu, Yeonnam-dong, Yeonnam-ro 3-gil, 8, 18

Escape room

Our first activity is escape room.

There are many theme of room, we can choose which room you want to be in.

There are

The screenshot shows a navigation app interface. At the top, the destination is 'Seoul Escape Room (Hongdae2), 3,4,5층'. Below this, there are three route options:

- Route 1:** 4:23 PM - 4:43 PM, 20 min. It involves taking bus 마포08 from Gyeongseong Middle & High School Sageori, with a 9 min walk to the destination.
- Route 2:** 4:23 PM - 4:43 PM, 20 min. It involves taking buses 271, 602, 603, 604, 761, 921, 5712, 5714, 6002, 6712, 6716, 7612.
- Route 3:** 4:23 PM - 4:46 PM, 23 min. It involves taking bus 마포06.

The map in the background shows the area around Hongdae, with TakuStay Hongdae and Seoul Escape Room (Hongdae2) marked. Various landmarks like CU, 7-Eleven, and Sejong University are also visible.

- From Taku stay it will take about 25 minutes to go to the escape room

- 900 won (90 yen)



Hong-dae street

- We will go to the hongdae street after the escape room
- There are many shops on the street and also underground
- We can shop for clothes and foods
- We can also get the ingredients for dinner



Hong-dae street



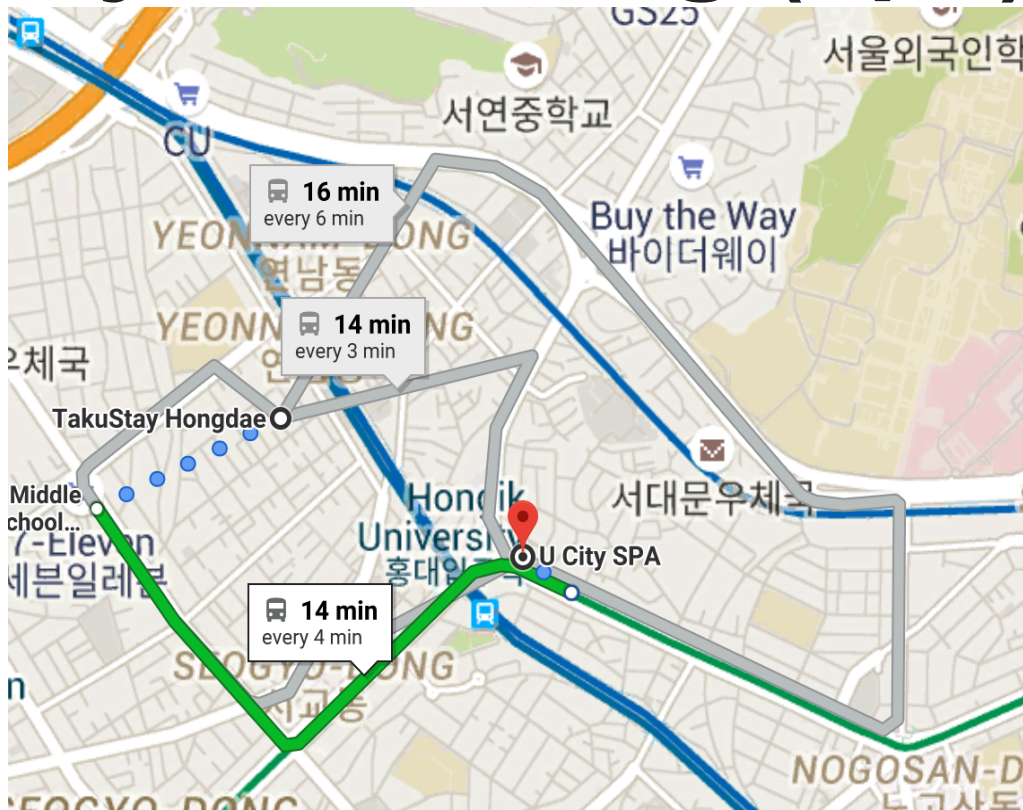
- We can walk or ride a bus to get to Hongdae.
- If we ride a bus the price will cost 1200 won (120 yen)
- It will take about 10 minutes
- If we walk it will take about 5 minutes
- So we can walk to Hongdae station

Jjim Jil Bang (spa)

- There are areas where both boys and girls can hang out together
- There are snack bars, exercise rooms, and a heated salt room
- This spa is open in 24 hours
- The cost is 8,000~12,000 won, which is 800~1,200 yen



Jjim Jil Bang (spa)



Since it only takes 12 minutes of walk to the spa, we can walk to the spa

If we ride a bus, it takes 14 minutes and the price is 1,200 won (120 yen)

SCHEDULE- DAY 2

- 7:00 ~ 8:00 Wake up / Eat breakfast / Get ready to go to lotte world
- 8:00 ~ 9:00 Go to Lotte World
- 9:00 ~ 6:00 Play in Lotte World
- 6:00 ~ 7:00 Go back to our stay
- 7:00 ~ 8:50 Make and eat dinner
- 8:50 ~ 9:00 Clean up the dinner
- 9:00 ~ 9:30 Take a bath
- 9:30 ~ Get ready to sleep (Free time) / Sleep

More about-

Lotte World

Lotte World is a fun amusement park that we plan on going to as our “fun” in our trip. It is located in Songpa-Gu.



We will spread into groups at lotte world. The groups are the same with the dinner group.

Price:

1 DAY- adult 57,000 won, youth 50,000 won

(adult - 5,300 yen, youth - 4,700 yen)

Facilitie

- S** - First aid: There's a first aid place where you can go when you get hurt or don't feel good
- Locker: There's one in the park and outside of the park. There are small lockers and large lockers. It costs about 100~200 yen

1Day

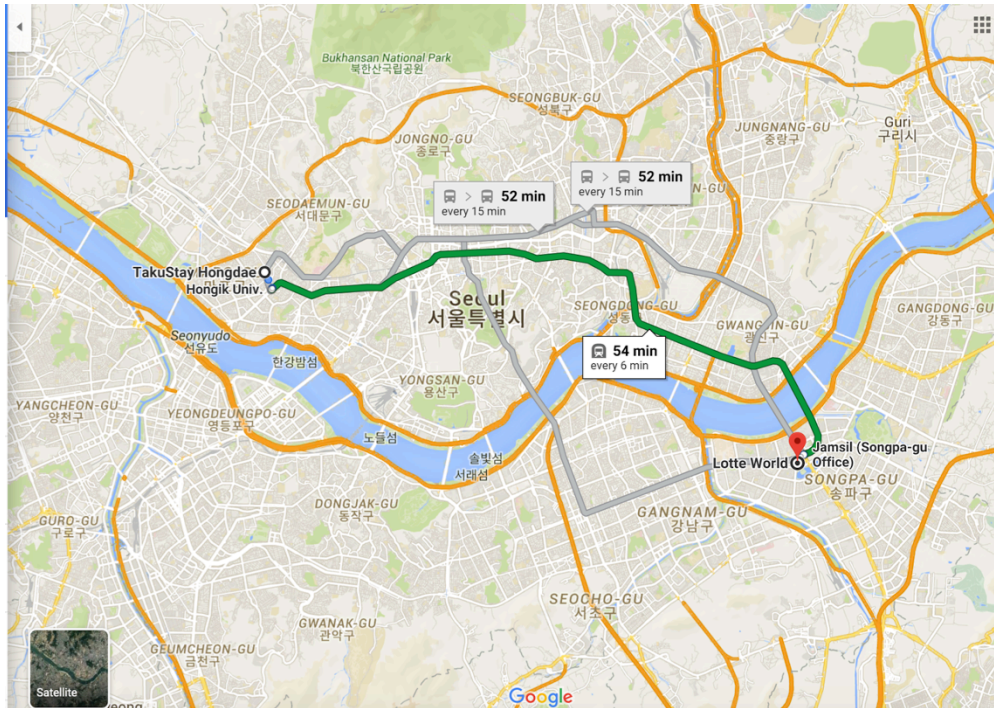
Adult	57,000 won
Youth	50,000 won
Child	46,000 won
Baby	14,000 won

After4 (Entry after 4 pm)

Adult	46,000 won
Youth	40,000 won
Child	35,000 won
Baby	14,000 won

Lotte world

- Walk to Hongik UNIV station (10~ min)
- Ride the train to Jamsil station (40~ min) (40 stops)
- Walk to lotte world (5~ min)



- In total it will take about 1 hour to go to lotte world from taku stay

- 1,500 won (150 yen)

← 出発地: TakuStay Hongdae, 韓国 Seoul, Mapo-gu, Yeonnam-dong, Yeonnam-ro 3-gil, 8, 18
目的地: 롯데ワールド, 韓国 Seoul, Songpa-gu, Jamsil-dong, Olympic-ro, 2 4 0

8:32 (水曜日) - 9:27 (55分)

歩 > 2호선 > 歩

8:42: Hongik Univ. 発
歩 15分

≡ ルート比較ツール

8:32 ○ TakuStay Hongdae
韓国 Seoul, Mapo-gu, Yeonnam-dong, Yeonnam-ro 3-gil, 8, 18

歩 徒歩
▽ 約 10分, 550 m

8:42 ○ Hongik Univ.
2호선 Seongsu Station
▽ 40分 (20駅) · 내선순환 番ホーム

9:22 ○ Jamsil (Songpa-gu Office)

歩 徒歩
▽ 約 5分, 300 m

9:27 ○ 롯데월드
韓国 Seoul, Songpa-gu, Jamsil-dong, Olympic-ro, 2 4 0

Activi

During our m.s trip we can do some activities to make the trip relate to education.

OUT OF 15

A mission at the supermarket

ty 1

⚠ This is only for day 2 dinner

Steps:

1. 12 students will make a group of 4.
2. Choose 1 thing they want to eat for dinner but must be korean food.
3. Buy ingredients for dinner (in your group).
4. Meet up at the place the teachers told us to meet.
5. Make the food in your groups.
6. The teachers choose the one that was the yummiest.
7. The team that get third place should clean up.



SCHEDULE- DAY 3

- 7:30 ~ 9:00 Wake up / Pack up / Eat breakfast
- 9:00 ~ 9:40 Go to “National museum of Korea”
- 10:00 ~ 12:00 National museum of Korea
- 12:30 ~ 2:00 Eat lunch
- 2:00 ~ 2:30 Go to VR cafe
- 2:30 ~ 4:30 VR cafe
- 4:30 ~ 5:00 Go to Gimpo international airport
- 5:00 ~ 6:00 Go to Gimpo Lotte Mall (Eat dinner)
- 6:00 ~ 7:30 Check-in / Get ready to go back to Japan
- 7:45 ~ 9:45 Ride a flight / Get to Haneda airport, Japan
- 9:45 ~ 10:15 Get luggage and meet your parents
- 10:20 ~ Go home

National museum of Korea

This museum is a very big museum in Korea.

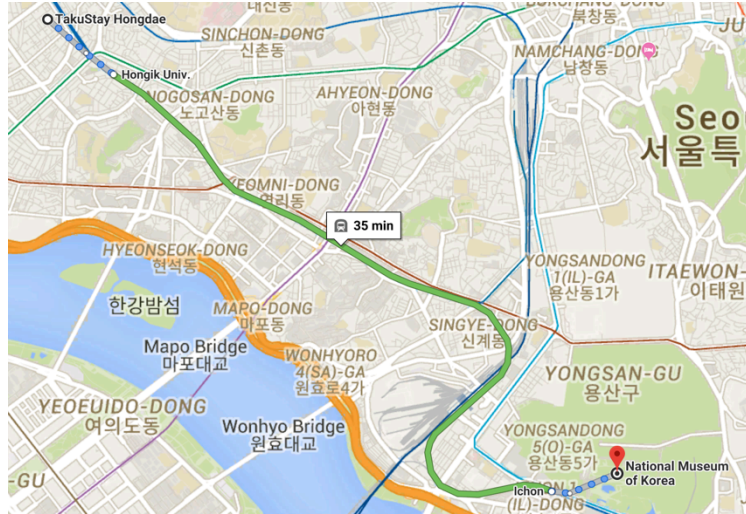
We can learn about the history and the culture of Korea

Price : Free



How to go to the museum

- Walk to the Hongik Univ station (11min)
- Hongik Univ station to Ichon station (14min)
- Walk from Ichon station to the museum (10min)
- In total it will take about 35 minutes.
- It will cost 1350 won (130 yen)



← from TakuStay Hongdae, South Korea, Seoul, Mapo-gu...
to National Museum of Korea, 137 Seobinggo-ro, Seo...

9:02 AM - 9:37 AM (35 min) 📄 ↶ 📄

🚶 > 🚗 경의중앙선 > 🚶

9:13 AM from Hongik Univ.

🚶 21 min

☰ SCHEDULE EXPLORER

9:02 AM ○ TakuStay Hongdae
South Korea, Seoul, Mapo-gu, Yeonnam-dong,
Yeonnam-ro 3-gil, 8, 18

🚶 Walk
✓ About 11 min, 800 m

9:13 AM ○ Hongik Univ.
🚗 경의중앙선 Yongmun Station
✓ 14 min (5 stops) · Platform 지평

9:27 AM ○ Ichon
🚶 Walk
✓ About 10 min, 650 m

9:37 AM ◎ National Museum of Korea
137 Seobinggo-ro, Seobinggo-dong, Yongsan-gu,
서울특별시 South Korea

VR cafe

VR stands for “virtual Reality”. It’s not actually real, and we can experience ,any things that we can’t with VR.

Price: 30,000 won (3,000 yen)

- *Each VR experience has different limits (age/height/weight), please be sure to follow the guidelines by staff
- *The experience hall is only suitable for people aged 7 or above
- *Some facilities must be pay by customers on site
- *For your safety, please be sure to follow the safety instructions for using the gaming experience
- *If you feel dizziness or vomiting after the experience, please stop the experience immediately
- *Some of the experience is limited customers that wearing short pants or skirts, so it is recommended to wear trousers to enter
- *It is not allow that bringing any food or drinks
- *For the safety, pregnant or people who drunk will be banned from entering the site
- *Pay attention that there maybe control the enter numbers if there are too crowd
- *Opening hours: Monday to Friday 13:00~22:00 (the latest admission time is 21:00), Saturday to Sunday 13:00~24:00 (the latest admission time is 23:00)



How to get VR cafe

- Walk to Ichon station (11 min)
- Ichon station to Hongik Univ station (15min)
- Walk to HIT VR (7min)
- 1350 won (135 yen)

After we eat the lunch at the near place to museum,

We will go to VR cafe by the subway



← from National Museum of Korea, 137 Seobinggo-ro, S...
to HIT VR, 357-1 Seogyo-dong, Mapo-gu, Seoul, South...

2:35 PM - 3:08 PM (33 min) 📄 🔄 📄

🚶 > 📄 경의중앙선 > 🚶

2:46 PM from Ichon

🚶 18 min

☰ SCHEDULE EXPLORER

- 2:35 PM ○ National Museum of Korea
137 Seobinggo-ro, Seobinggo-dong, Yongsan-gu, 서울특별시 South Korea
- 🚶 Walk
▼ About 11 min, 650 m
- 2:46 PM ○ Ichon
📄 경의중앙선 Munsan Station
▼ 15 min (5 stops) · Platform 문산
- 3:01 PM ○ Hongik Univ.
- 🚶 Walk
▼ About 7 min, 600 m
- 3:08 PM ○ HIT VR
357-1 Seogyo-dong, Mapo-gu, Seoul, South Korea

How to get to the Airport



← from HIT VR, 357-1 Seogyo-dong, Mapo-gu, Seoul, Sou...
to Gimpo International Airport, 112 Haneul-gil, Gangse...

11:08 AM - 11:39 AM (31 min)

🚶 > 🚗 **공항철도** > 🚶
11:17 AM from Hongik Univ.
🚶 17 min every 7 min

SCHEDULE EXPLORER

- 11:08 AM ○ HIT VR
357-1 Seogyo-dong, Mapo-gu, Seoul, South Korea
- 🚶 Walk
✓ About 9 min, 500 m
- 11:17 AM ○ Hongik Univ.
🚗 **공항철도** 검암역
✓ 14 min (3 stops) · Platform 인천공항2터미널
- 11:31 AM ○ Gimpo Int'l Airport
🚶 Walk
✓ About 8 min, 800 m
- 11:39 AM ○ Gimpo International Airport
112 Haneul-gil, Gangseo-gu, Seoul, South Korea

- Walk to Hongik university station (9 min)
- Hongik station to Gimpo International airport station (14 min)
- Walk to the airport (8 min)
- 140 yen

Activity 2

A to Z challenge



OUT OF 10

Steps:

1. While the trip, students must take pictures of things that starts with a, all the way to z.
2. 10 of those pictures must include something educational and cultural about Korea.
3. When we return to our hotel, while one group cooks their dinner, the other groups will write a paragraph about the 10 pictures they took related to Korean culture.

Activity 3

OUT OF 10

- We will provide a list of useful Korean words so we must try to communicate with some local people. (You can't say those words to the people who don't want to talk with stranger)
1. 안녕하세요/안녕 (an-nyeong-ha-se-yo/an-nyeong) - hello / hi
 2. 감사합니다/고마워 (kam-sa-ham-ni-da/ko-ma-wo) - thank you / thanks
 3. 네 (ne) - yes
 4. 아니요 (a-ni-yo) - no
 5. 죄송합니다 (che-song-hab-ni-da)
 6. 어디예요? (o-di-e-yo?) - where are you?
 7. 좋아요 (cho-a-yo) - i like it
 8. 싫어요 (shi-ro-yo) - i don't like it
 9. 실례합니다 (sil-le-hab-ni-da)- excuse me
 10. 한국/한국어 (han-guk/han-guk-o) - korea/korean



After Activities

The activities are based on points. The losing team at the end of the activities will have to do a penalty. The penalty is when the winners will choose something the people who lost have to do. This penalty can be anything that doesn't include violence or something that is completely impossible.

Some examples are: Hold baggage on the way back
Eat super spicy food



Weather (average)

MARCH 2020

Daytime Temperature: **9.5 C**

As you can see, it will be really cold.

Nightly Temperature: **- 0.1 C**

Average Temperature: **4.7 C**

Daily Sunshine: **7.6 hrs**

Average Rainfall: **45 mm**

Sea Temperature: **5.5 C**

Humidity: **65%**



prepare

- Passport (visas)
- Money
- **WARM** clothes (it might be cold in korea)
- Extra clothing
- Something to do in the plane (if you are still a baby and can't sit still on a plane)
- Phone

Essentials



- KEYS
- WALLET
- ID/ PASSPORT
- BOARDING PASS
- PHONE
- CASH/ CREDIT CARD
- VISAS
- ACCOMMODATION INFO

Total Cost (for each person)

Flight - about 30,000 yen

Hotel - about 7,000 yen (for 2 days)

Transportation - about 1,500 yen

All of the activity's price - about 15,000 yen

Foods - about 10,000 yen

Total - about 63,500 yen

Conclusi

on We want to go to Korea for the Middle School Trip to have fun and make good memories.



The image shows the national flag of South Korea, known as the Taegeukgi, waving against a bright blue sky filled with soft, white clouds. The flag is white with a large Taegeuk symbol in the center, divided into red and blue halves. Four black trigrams are positioned in the corners. The flag is attached to a white pole with a gold finial at the top. The text "Thank you" is overlaid in the center of the flag in a bold, black, sans-serif font.

Thank you