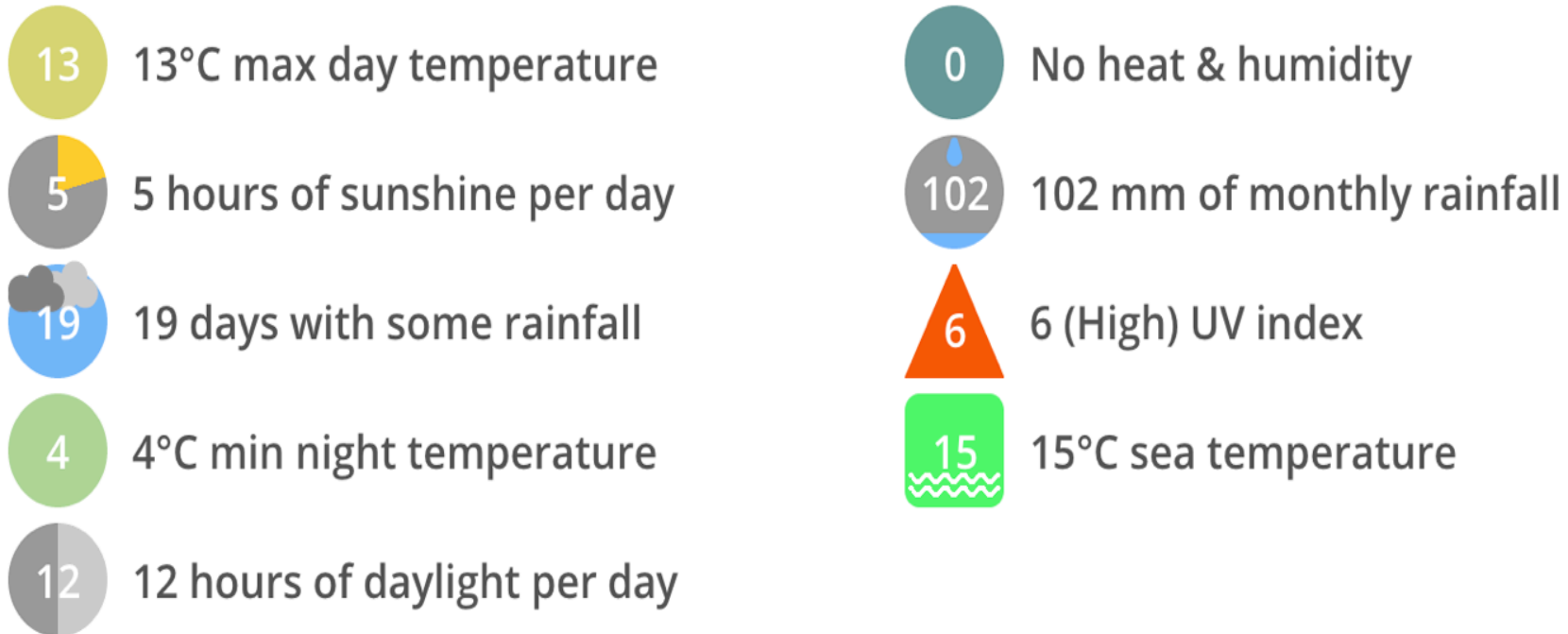


# Trip to Osaka

Jae hun, Riki, Yoo  
Jae

# Weather

## Osaka weather in March 2020





# Things need to bring to osaka

- Warm clothes
- Clothes and extra clothes
- PASMO
- Money
- Phone
- Rain Gear



# Why we want to go to Osaka

- Know the history of the osaka
- Never went to osaka
- To go with our friends to Universal Studio
- It would be a good memory for students who are leaving G7
- Never been to the Osaka YMCA
- Eat local food
- To see beautiful sights

## Day 1 Part 1

7:30

- Meet at the Station at 7:30 (Yaesu south exit)

7:40-8:00

- Move to the place where the train depart

8:00-8:10

- Ride on the train that leaves at 8:10

8:10-11:20

- Ride the train to Shin Osaka station

11:20-11:25

- Go hotel keihan universal tower

11:25-12:00

- Settle down

12:05-1:30

- Have lunch at Saizeriya

1:30-2:00

- Go to Osaka Science Museum

2:00-3:00

- Walk around and look around the place

3:00-3:40

- Go Osaka Castle



## Day 1 Part 2

3:40-4:20

- Walk around and look at the exhibits

4:20-5:10

- Go back to hotel

5:10-6:10

- Settle

6:10-6:15

- Go to the restrant

6:15-7:15

- Eat Dinner at Tsuruhashi Fugetsu Universal Citywalk

7:15-7:20

- Go back to hotel

7:20-8:00

- Sleep

# Tsuruhashi Fugetsu Universal Citywalk

Navigation sidebar with icons for car, train, walking, bicycle, and airplane. The selected mode is walking.

Hotel Keihan Universal Tower, 6 Chome  
Tsuruhashi Fugetsu Universal Citywalk

Add destination

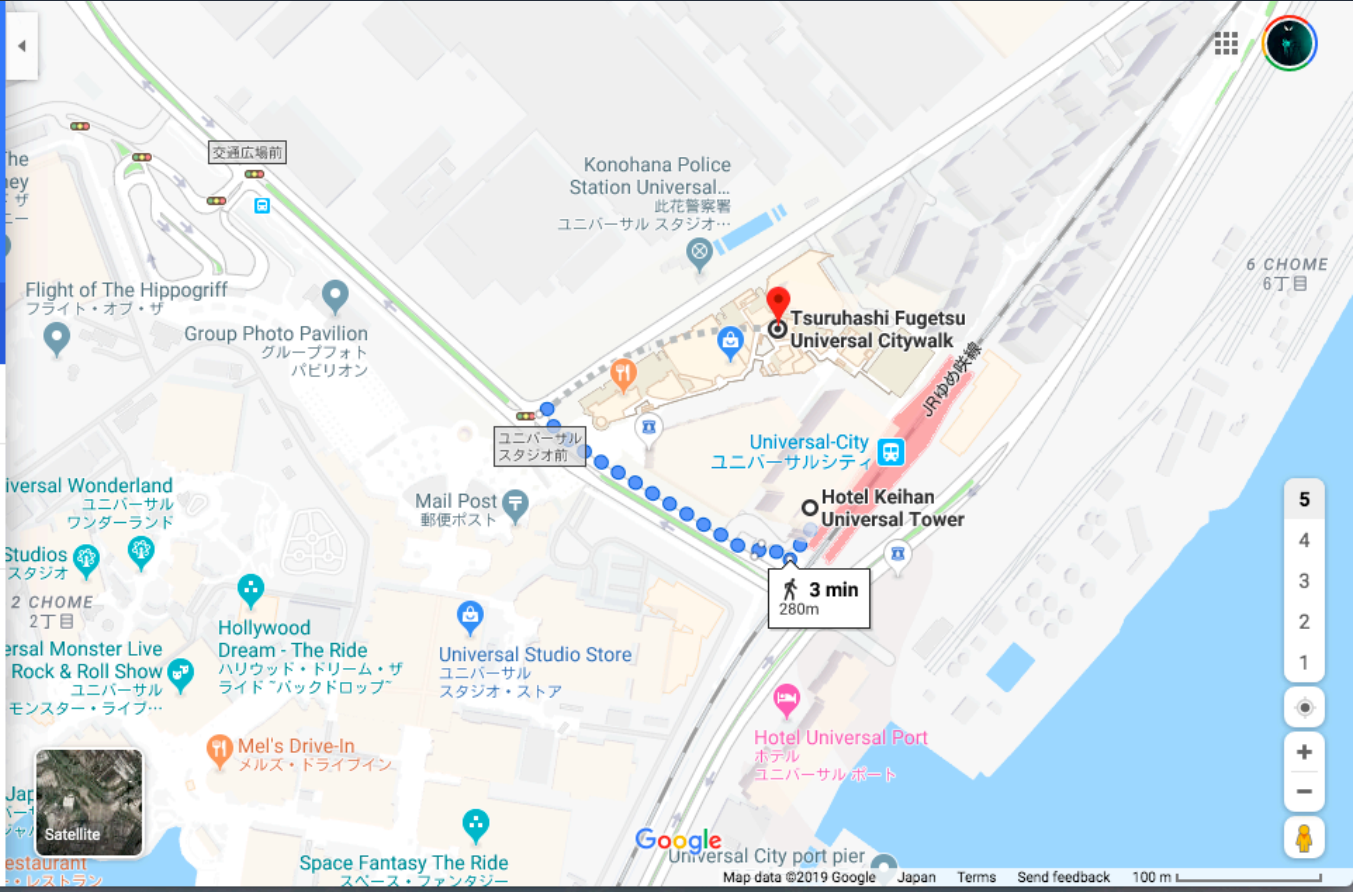
Leave now

OPTIONS

Send directions to your phone

via unnamed roads 3 min  
280 m

DETAILS



Map navigation controls including a vertical zoom slider (5, 4, 3, 2, 1), a compass, and a street view icon.

# Tsuruhashi Fugetsu Universal Citywalk



**たっぷり野菜焼きそば**  
ぶた・キャベツ・もやし・玉葱・人参・ピーマン

(並/1玉) (大/2玉)



**ねぎマヨ塩そば**  
いか・えび

(並/1玉) (大/2玉)



**ミックス焼きそば**  
いか・えび・ぶた・牛肉

(並/1玉) (大/2玉)



**明太マヨ塩そば**  
いか・大葉

(並/1玉) (大/2玉)



**ねぎごましょうゆ焼きそば**  
いか・ぶた

(並/1玉) (大/2玉)



# How to go Shin Osaka Station from Tokyo Station

10:40 AM - 1:10 PM  
(2 h 30 min)



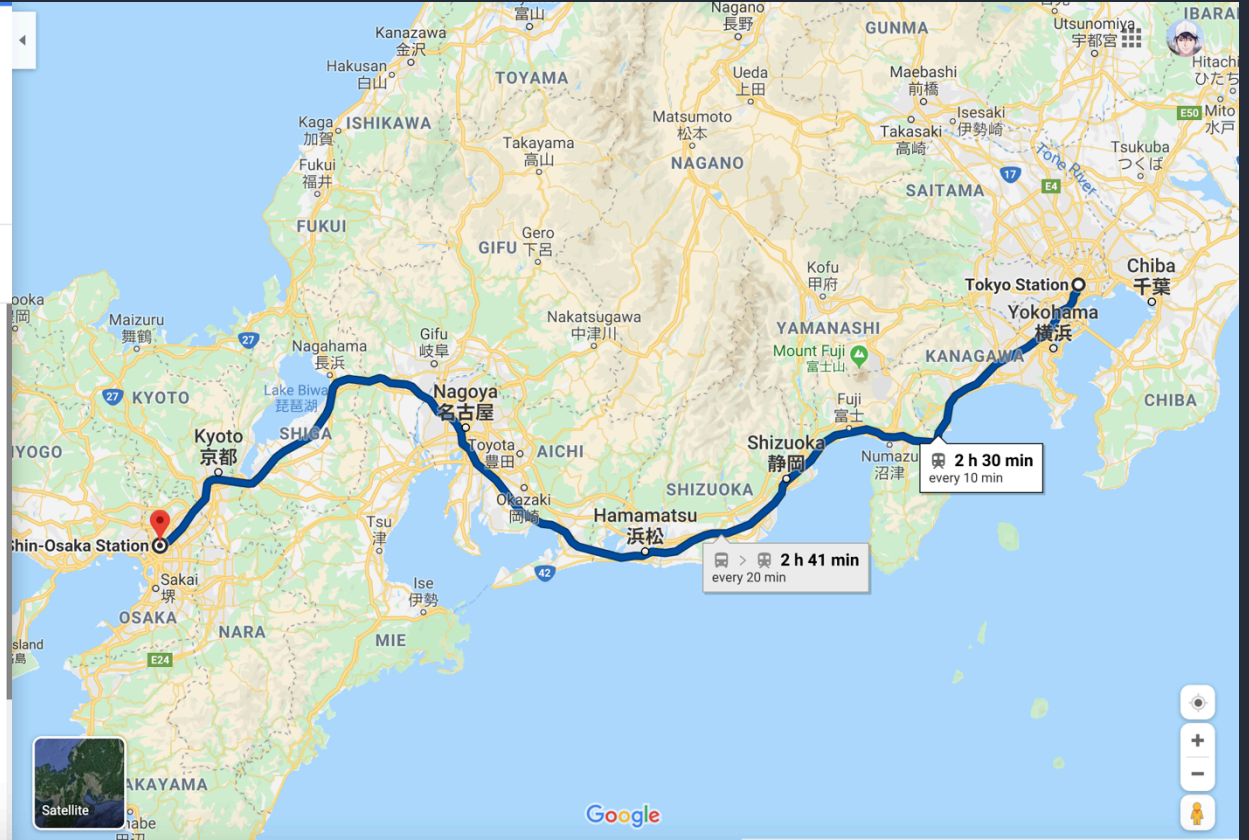
Tokaido-Sanyo Shinkansen

10:40 AM from Tokyo Station  
¥14,720 every 10 min

SCHEDULE EXPLORER

- 10:40 AM ○ Tokyo Station  
1 Chome Marunouchi, Chiyoda City, Tokyo  
100-0005
- 10:40 AM ○ Tokyo Station  
 Tokaido-Sanyo Shinkansen Nozomi  
323 Nozomi Shin-Osaka  
▼ 2 h 30 min (5 stops) · Platform 16
- 1:10 PM ○ Shin-Osaka Station
- 1:10 PM ● Shin-Ōsaka Station  
Osaka

Cost: ¥14,720



# Hotel Keihan Universal Tower



Price for 1 student hotel is 16600 yen

All available rooms					
Room type	Sleeps	Price for 2 nights	Your choices	Select rooms	
<p><b>Superior Room - Non-Smoking</b> </p> <p><b>Recommended for 1 adult, 4 children</b></p> <p>5 single beds </p> <p> Family Room  37 m<sup>2</sup></p> <p> Air conditioning  Ensuite bathroom</p> <p> Flat-screen TV  Free WiFi</p> <ul style="list-style-type: none"> <li>• Safety Deposit Box • TV • Telephone</li> <li>• Hairdryer • Pants Press • Refrigerator</li> <li>• Seating Area • Free toiletries • Toilet</li> <li>• Heating • Slippers • Satellite Channels</li> <li>• Bath or Shower • Sofa</li> <li>• Wake-up service • Electric kettle</li> <li>• Towels/Sheets (extra fee)</li> <li>• Wardrobe or closet • Bidet</li> <li>• Hypoallergenic • Cleaning products</li> <li>• Towels • Linen</li> <li>• Upper floors accessible by elevator</li> <li>• Toilet paper</li> </ul> <p>Prices are per room for 2 nights  <b>Included:</b> 10 % VAT, 10 % Property service charge  <b>Not included:</b> City tax, ¥ 150 Hot spring tax per person per night</p>	<p>× 5</p>	<p><b>¥63,000</b></p> <p>Additional charges may apply</p>	<p> Lunch ¥2,160 (optional) </p> <p>✓ <b>FREE cancellation before 23:59 on 29 February 2020</b></p> <p>✓ <b>NO PREPAYMENT NEEDED - pay at the property</b></p>	<p>0 </p>	<p>3 rooms for</p> <p><b>¥249,000</b></p> <p>Additional charges may apply</p> <p><b>Jackpot! You got a great rate!</b></p> <p> Breakfast included</p> <p><b>I'll reserve</b></p> <p>You'll be taken to the next step</p> <ul style="list-style-type: none"> <li>• Confirmation is immediate</li> <li>• No registration required</li> <li>• No booking or credit card fees!</li> </ul>
	<p>× 5</p>	<p><b>¥83,000</b></p> <p>Additional charges may apply</p>	<p> <b>Good breakfast included</b> </p> <p>✓ <b>FREE cancellation before 23:59 on 29 February 2020</b></p> <p>✓ <b>NO PREPAYMENT NEEDED - pay at the property</b></p>	<p>3 </p>	

# The Fee of the Osaka Science Museum

■ Use time : From 9:30 to 17:00 (admission until 16:30)

■ Viewing fee

	grown up	High school / university students	Junior high school students and below
Personal	400 yen	¥ 300 * 1	Free * 2
Group (more than 30 people)	320 yen	240 yen	free

\* 1 High school / university students must present a student ID

\* 2 For junior high school students and younger, please receive a free ticket at the ticket counter.

◆ The exhibition hall is valid for one day. Please present your admission ticket for re-entry

exhibition hall

# The entrance Fee for osaka castle

## Viewing guide

Opening hours	9am-5pm (entry until 4:30 pm) * Opening hours will be extended during cherry blossom season, Golden Week, and summer vacation
closing day	December 28-January 1

## usage fee

### Normal charge

	grown up	Junior high school students and below
usage fee	600 yen	free * Junior high school students need proof (student notebook, etc.)

# How to get to Hotel Keihan Universal Tower from Shin Osaka station

- First from Shin Osaka Station transfer to the Tokaido Sanyo Line
- Then get off at Osaka station and transfer to Osaka loop line
- Then get off at universal city station

← from Shin-Ōsaka Station, Osaka  
to Hotel Keihan Universal Tower, 6 Chome-2-45 Shima...

11:14 AM - 11:37 AM (23 min)

JR Tokaido-Sanyo Line > JR Osaka Loop Line

11:14 AM from Shin-Ōsaka Station  
¥220 3 min

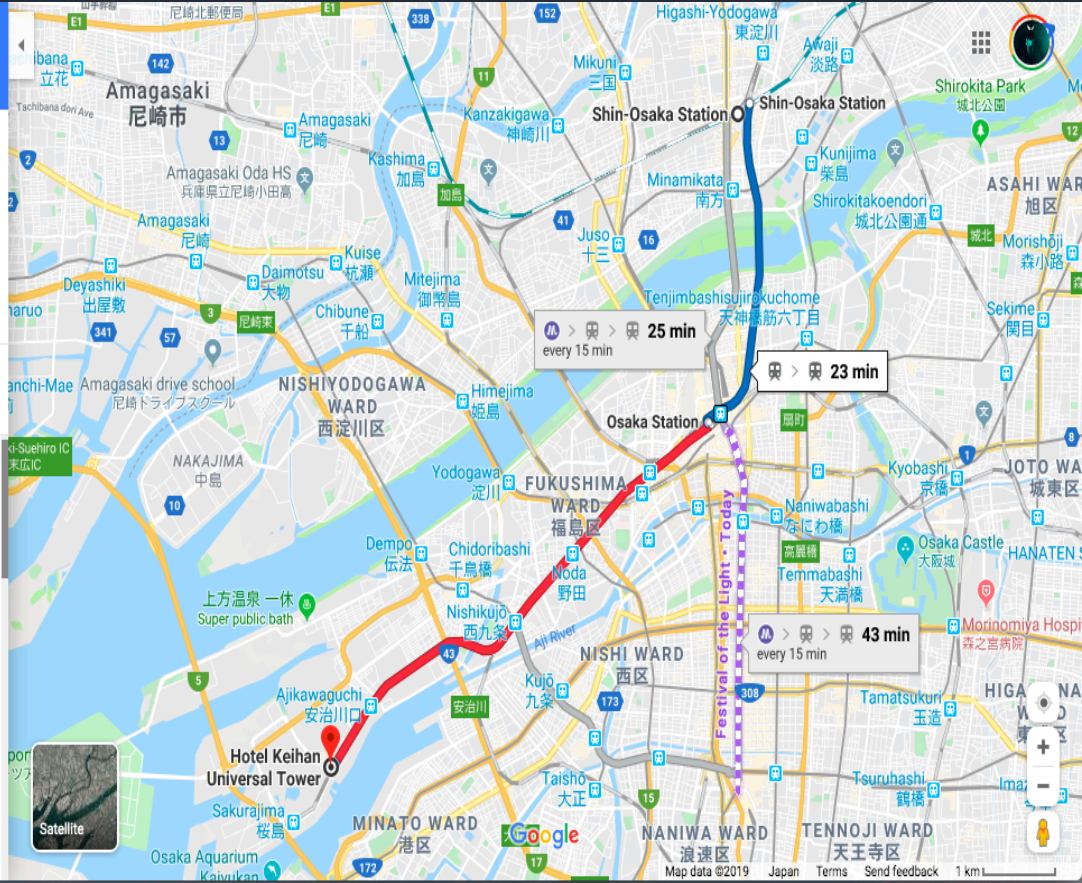
SCHEDULE EXPLORER

11:14 AM ○ Shin-Ōsaka Station  
Osaka

11:14 AM ○ Shin-Ōsaka Station

JR Tokaido-Sanyo Line Local Suma  
4 min (non-stop) · Platform 7 · Stop ID: A46  
Significant delays

11:18 AM ○ Osaka Station



# How to get to Osaka science museum from hotel

- Get on the Sakurajima line from the universal city station
- Then get off at Fukushima station

← from Universal Studios Japan, 2 Chome-1-33 Sakuraji...  
to Osaka Science Museum, 4 Chome-2-1 Nakanoshim...

8:22 PM - 8:46 PM (24 min) 📄 ↻ 🖨

🚆 **Sakurajima Line** > 🚶

8:22 PM from Universal-City Station  
¥160 🚶 13 min every 15 min

☰ SCHEDULE EXPLORER

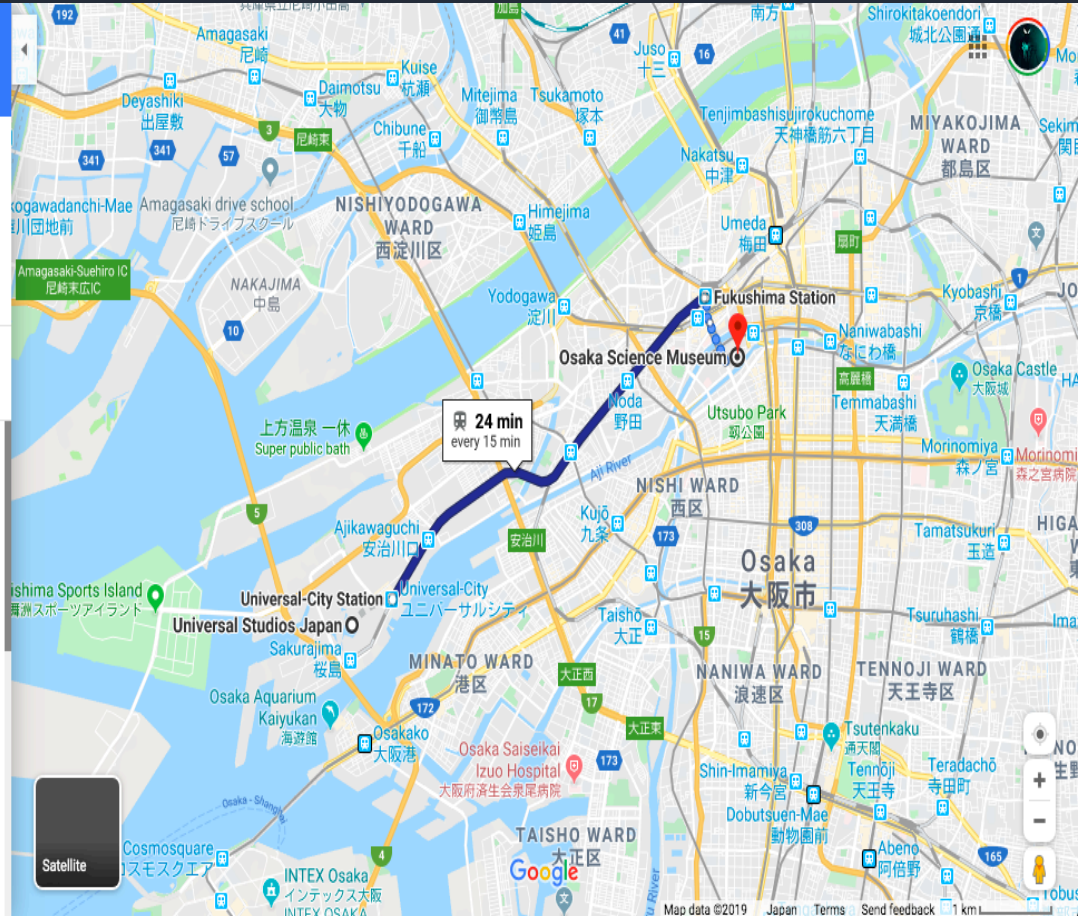
8:22 PM ○ Universal Studios Japan  
2 Chome-1-33 Sakurajima, Konohana Ward,  
Osaka, 554-0031

8:22 PM ○ Universal-City Station

🚆 **Sakurajima Line** Local Tennoji  
▽ 6 min (2 stops) · Platform 1 · Stop ID: JR-P16

Continue on the same vehicle

🚆 **Osaka Loop Line** Tennoji  
▽ 4 min (2 stops)



# Osaka castle



- We want to go the osaka castle so that we can learn more about japan history
- We never went to osaka castle before so we want go there

Day 1 total cost

The total cost is  
¥15480





## Day 2

7:30

- Wake up

8:00

- Breakfast

9:00

- Go to Universal Studios, split into 3 groups

12:00

- Meet at New York area Italian restaurant for lunch

12:00~1:00

- Lunch

1:00-5:30

- Play

5:30

- Go back hotel

6:00

- Go Bubba Gump Shrimp for dinner

9:00

- Get ready for sleep

# The Garden (Buffet)

Cost include in hotel cost





# Universal Studio



Type	Adults [Aged 12 or over]	Children [Ages 4 to 11]
<b>1 DAY</b> Studio Pass	from ¥6,910 (¥7,600 with tax) -	from ¥4,728 (¥5,200 with tax) -



# Universal Studio Group

- Group 1: Yoojae, Olivia, Krishay, Kokoro, (Mr. Serpico)
- Group 2: Jaehun, Haruya, Riki, Sarara, (Mr. Gossel)
- Group 3: Gyuwon, Katelyn, Yuki, Hisato, Lin, (Ms. Rachel)

# Lunch



About  
2000yen  
for  
1student's

## Louie's N.Y. Pizza Parlor (1st floor)



※Photos are for illustrative purposes only.

A casual Italian restaurant that's proud of their pasta and pizza, located in Little Italy.

- Table service
- Credit cards accepted
- Alcohol available
- Menus for guests with food allergies available

# How to go Bubba Gump Shrimp

The screenshot displays a Google Maps interface with a walking route highlighted in blue. The route starts at Hotel Keihan Universal Tower and leads to Bubba Gump Shrimp, with a distance of 400m and a 5-minute walk. The map includes various landmarks such as Universal Studio Store, Hollywood Dream - The Ride, and the Aiji River. The left sidebar shows the route details and options.

**Route Details:**

- Start: Hotel Keihan Universal Tower, 6 Chome
- Destination: Bubba Gump Shrimp, 〒554-0024 Osaka
- Mode: via unnamed roads
- Distance: 400 m
- Duration: 5 min

**Map Labels:**

- Hotel Keihan Universal Tower
- Bubba Gump Shrimp
- Universal Studio Store
- Hollywood Dream - The Ride
- Space Fantasy The Ride
- Hotel Universal Port
- Universal City port pier
- Aiji River
- Kai Line
- 6 CHOME 6丁目
- 6 CHOME 5丁目
- 6 CHOME 4丁目
- 6 CHOME 3丁目
- 6 CHOME 2丁目
- 6 CHOME 1丁目

**Map Interface:**

- Top bar: Navigation icons (Home, Car, Train, Pedestrian, Bicycle, Plane) and a close button.
- Left sidebar: Route details, options, and a "Send directions to your phone" button.
- Right sidebar: Map controls (Zoom in/out, Street View, Location, Scale).
- Bottom: Map data ©2019 Google, Japan, Terms, Send feedback, 100 m scale bar.

# Bubba Gump shrimp



About 2500 yen for 1 student





Price for day2

7600 yen for 1 student without  
including lunch or dinner





## Day 3

7:30

- Wake up

8:30

- Breakfast

8:50

- Leave hotel keihan universal tower

9:00

- Go to Osaka YMCA

3:00

- Leave Osaka YMCA

4:30

- Ride the train to Tokyo station

7:00

- Go home

# Hotel Keihan Universal Tower to Osaka YMCA

First get on the sakurajima line from universal city station

Then get off at Fukushima station

The screenshot shows a navigation app interface. The top bar includes icons for various transport modes (car, train, walking, bicycle, airplane) and a search bar. The search bar contains the starting point "Hotel Keihan Universal Tower, 6 Chome" and the destination "Osaka YMCA International School, 6 Ch". Below the search bar, there are options to "Leave now" and "Send directions to your phone". The main content area displays a list of train routes:

Departure Time	Arrival Time	Duration	Route	Fare
10:57 AM	11:27 AM	30 min	JR Sakurajima Line	¥370
10:57 AM	11:29 AM	32 min	JR Sakurajima Line	¥12 min
10:55 AM	12:03 PM	1 h 8 min	56 Go, 42 Go, 43 Go, 58 Go, 92 Go, 97 Go	
11:14 AM	12:22 PM	1 h 8 min	43 Go	

The map on the right shows the route in blue, starting from Hotel Keihan Universal Tower in Nishiyodogawa Ward and ending at Osaka YMCA International School in Fukushima Ward. The route passes through Nishikujo and Fukushima stations. A callout box indicates a 32 min journey every 15 min from Osaka Station to the destination. Another callout box indicates a 1 h 3 min journey every 30 min from the destination to Osaka Station. The map also shows various landmarks, including the Yodo River, Amagasaki drive school, and several museums.

# Osaka YMCA

- We want to go here because we want to know other people who are in the YMCA
- Also we want to make more friends in the YMCA Family



# Osaka YMCA to Shin-Osaka Station

First get on the Midosuji line at Yodobashi station

Then get off at shin osaka station

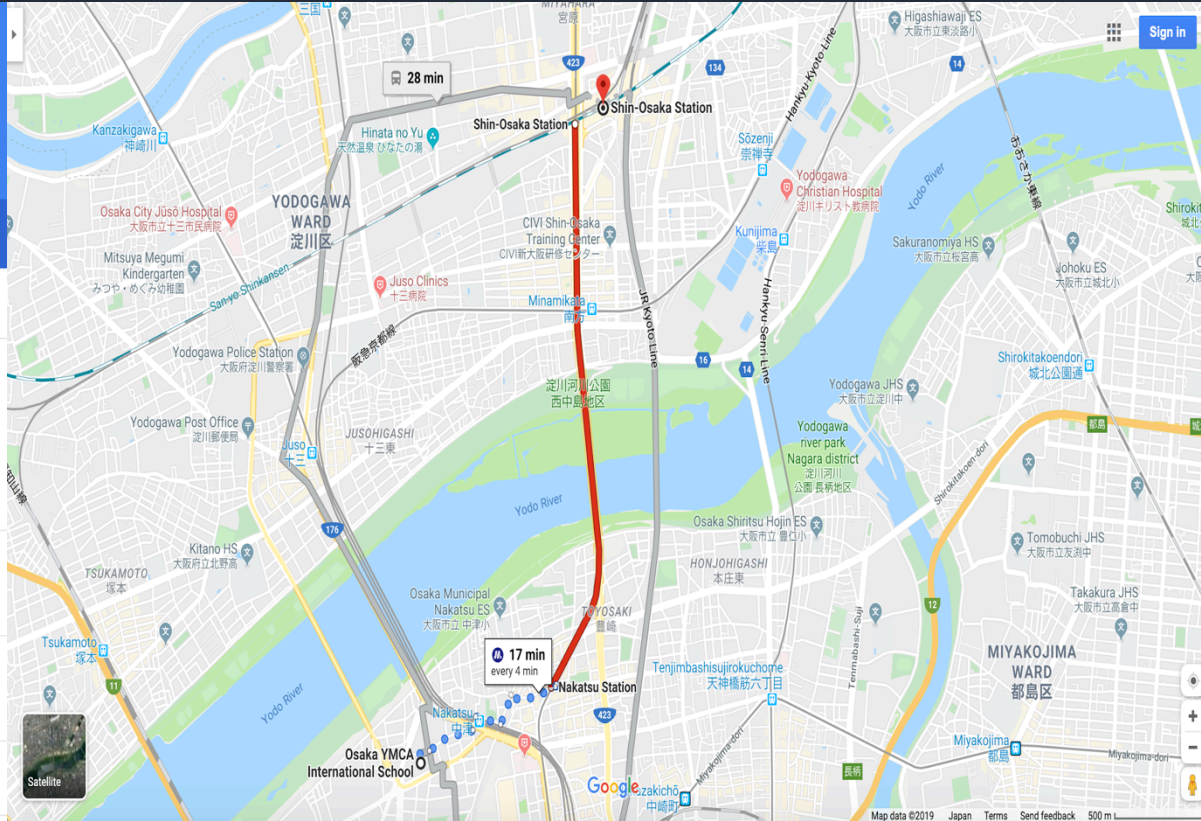
Navigation app interface showing route options from Osaka YMCA International School, 6 Ch to Shin-Ōsaka Station, Osaka.

Options: Leave now

Send directions to your phone

Route	Time
10:56 AM–11:13 AM Midosuji Line	17 min
10:56 AM–11:19 AM Tokaido-Sanyo Line	23 min
10:57 AM–11:28 AM 41 Go	31 min

SCHEDULE EXPLORER



# Shin-Osaka Station to Tokyo Station

**Shin-Ōsaka Station, Osaka**  
**Tokyo Station, 1 Chome Marunouchi, Chiba**

Leave now OPTIONS

Send directions to your phone

**10:56 AM–1:30 PM** 2 h 34 min  
**Tokaido-Sanyo Shinkansen**  
10:56 AM from Shin-Osaka Station  
¥14,520 every 30 min  
[DETAILS](#)

**11:06 AM–1:49 PM** 2 h 43 min  
**Tokaido-Sanyo Shinkansen** > **Tokaido Line**

[SCHEDULE EXPLORER](#)

Map data ©2019 Japan Terms Send feedback 50 km

## Total cost

The total cost for 1 student is about 69500 yen without including meal





The End

Thank You For Listening